

Solo shows and other appearances, a Surprise visit, a serious new tool, new commissions and videos, and more

[View this email in your browser](#)

KEVIN CARON STUDIOS

inspired sculpture for public & private places

MUSEINGS - News From Artist Kevin Caron

March 2016

Things are still hopping at the studio and anywhere people have an interest in Kevin's work - which means pretty much everywhere.


Here's the latest:

- [Valley events in the books and under way](#)
- [Making new tracks in the studio](#)
- [Surprise news is good news](#)
- [Under way in the studio: Spikes, sounds and spines](#)
- [New in 3D printing blog: Technology time machine](#)
- [Events calendar](#)
- [New videos](#) on Channel Kevin
- [Enjoy your own Kevin Caron](#)

Now news



VALLEY EVENTS IN THE BOOKS AND UNDER WAY



Kevin's solo show, "**Time Line: Sculpture and Drawing by Kevin Caron,**" features Kevin's metal sculpture as well as unusual drawings of some of his works (one of which you can see at left).

Presented by R. Pela Contemporary Art, the show is being held over until Thursday, April 28, in part to accommodate a special event, "**How Do Artists Enrich Community Identity?**" This April 7 event, sponsored by the architectural firm [Corgan](#), featured art, style and fashion displays and

demonstrations as well as a lively panel discussion with members of the art and fashion communities. It was all part of Phoenix Urban Design Week.

Both the April 7 event and "Time Line" were held at the [Central Arts Plaza](#) (formerly the Viad Tower) at 1850 N. Central Ave. CAP is open daily, Monday through Friday.

Meanwhile, the special gathering for artists at "**Endless Line: the 3-D Work of Kevin Caron**" was also presented by R. Pela Contemporary Art. About 20 members of the Breakfast Club group of midcareer artists participated in this really special event. They gathered to learn more about what Kevin is doing and, perhaps most important, *how* he is doing it. "It was nice to share what I've learned with my peers," says Kevin. He had a 3D printer running during the event, which made it easier for people to understand the process and results.

For more information, visit the [Events page](#), email us at info@kevincaron.com, call 602-952-8767, or contact Robrt Pela at rpela@rpelagallery.com or 602-320-8445.

PRIVATE EVENTS COMPLETE THE SEASON

As spring warms into summer, Kevin looks back on a rich opening season. On March 3, he was pleased to welcome members of [Scottsdale Leadership](#) to Pearson & Company to see some of Kevin's sculptures and hear him talk about his work. He also hosted Mesa Community College students from the [Welding Metal Sculpture](#) classes to his studio on March 12. On April 3, he had a lively **Open Studio** with visitors who came from as far away as Texas. "Open Studios are always fun," Kevin says.

MAKING NEW TRACKS IN THE STUDIO

Tools have always been more than just the way Kevin makes his art. "His forms are clearly influenced by the tools he uses today and that he has used all his life," says Fran Reich, a longtime patron.

While some of his sculptures, such as [Easy In](#), are obviously influenced by machinery, others more subtly reference tools in their forms and proportions, such as sculptures in his [Gordian Accordion series](#).

It's uncertain if Kevin will be artistically inspired by his latest purchase, but he is definitely glad to have it. "I've been talking about getting a forklift for a while," he says. The used Daewoo forklift has a 4,000 pound capacity and solid pneumatic tires, which means it can operate in dirt or on pavement, a must at the studio. It runs on propane, which quickly earned it its name, "Stinky."



Stinky will enable Kevin to move heavy materials - like his recent need to move two 55-gallon drums of railroad spikes - as well as moving raw steel and even some completed sculptures.

Kevin's collection of equipment has grown over the years through strategic purchases, and he uses all of them. "The right tool for the right job makes it easier to create what I see in my head," he says. "I am less distracted by the process, which enables me to focus on what's important."

SURPRISE NEWS IS GOOD NEWS



While it *is* a surprise to see Kevin in a suit, that's not the news he'll be announcing soon.

We can't reveal the details yet, but we wanted to let you know first that he met with the Surprise City Council on Tuesday, April 5, and their decision was unanimous.


Stay tuned - as soon as we are able to supply the details, we'll share them with you in this newsletter as well as on social media, where you can find Kevin at [Facebook](#), [Twitter](#), [Instagram](#) and [LinkedIn](#).

If you haven't connected with him yet on your favorite social media, this is as good an excuse as any! Well, that and knowing that he shares different things on different platforms - it's part of the fun of keeping up with Kevin.

UNDER WAY IN THE STUDIO

FireStick is now installed at its north Scottsdale home. While we don't have an official photo yet, you can [see a photo taken just after installation](#) on FireStick's own page.

Meanwhile, Kevin is wrapping up two commissions - [Centurion](#), which is just back from the powder coater, and [RainBow](#), which is headed there - and he's working on two more. "I really enjoy commissions," Kevin says. "Each comes with its own challenges, whether it's artistic, technical or some combination." [See Centurion](#) in its new home, and [RainBow](#) before it got its finish.




Kevin is finally getting to the prickly part of the sculpture **[Prickly Passion](#)**. Like [RainBow](#), this sculpture was commissioned for a New York sculpture and horticultural garden. The owner admires desert flora, and combining his affection for sculpture and plants, he commissioned Kevin to create for him what simply won't grow in his climate. "I'm not trying to compete with Mother Nature," says Kevin, "yet my desert plants are definitely hardier." With the pads of this prickly pear cactus fabricated, he is now working on adding the spines. Next stop will be the powder coater. "You won't believe the color," adds Kevin. Afterward, the flowers (*left*) will be painted by hand. [Watch Prickly Passion grow](#) on its own page.

The other commission is a sound sculpture titled **[Riddle Me This](#)** that Kevin is creating for a couple in Prescott. They learned about Kevin through [Van Gogh's Ear gallery](#) in that northern Arizona city. "They saw Ding Dong and wanted one of their own, but with a lower tone," explains Kevin. Like most of his sound sculptures, this one will have an oxidized (rust) finish. [Watch it develop](#) on its own page.

Finally, enjoy the video of Kevin's kinetic sculpture **[Moonshine](#)** (*partial, right*) spinning. The glints of light flashing off of the copper trefoil knot as it turns are captivating. [Click here to see Moonshine spin](#).

You can always [see what Kevin is up to](#) in Works in Progress on the Web site - it's updated often.



NEW IN 3D PRINTING BLOG: TECHNOLOGY TIME MACHINE

As he continues to learn, experiment and create, Kevin shares his experiences and insights about the fascinating technology of 3D printing on his blog **["A Sculptor's Take on 3D Printing."](#)**

Since our last newsletter, Kevin's adventures have focused on printing with bronze and a fascinating - if accidental - trend toward using century-old equipment with his 21st-century technology.

"I always look for the right tool for the job," he says, "no matter what industry it comes from or how or when it was originally used."

Enjoy these brief posts by clicking on the links below:

- **"Taking a tumble: burnishing 3D-printed bronze"** shows how Kevin is using a 100-year-old tumbler to shine his smaller 3D-printed bronze sculptures

- **"3D printing bronze brings new challenges"** reveals more about 3D printing with filament that is 80% bronze

- **"100-year-old machine solves my 21st century 3D printing problem"** shares how Kevin is using yet another venerable machine to help him make the most of his 3D printers.



Read more about the evolving world of 3D printing at <http://www.kevincaron.com/3dprint>.

EVENTS CALENDAR

For locations and maps, please click on the names of the venues for these events:

- **Now - April 28 (Thursday), Phoenix, Arizona** - "Time Line: Sculpture and Drawing by Kevin Caron" is being held at the [Central Arts Plaza](#) in downtown Phoenix
- **September 1 (Thursday) - October 20 (Thursday), Tifton, Georgia** - The traveling show "Second Time Around:" visits the [Tifton Museum](#)
- **November 10 (Thursday) - December 16 (Friday), Scanton, Pennsylvania** - The traveling show "Second Time Around" visits the [Marywood University Art Galleries](#)

For more information about these and other upcoming events, please visit the [Events page](#).

NEW VIDEOS ON CHANNEL KEVIN

Kevin's videos help people all over the world. "I'm amazed sometimes when I hear from people in Africa, Australia, Kuwait and many other countries," he admits. His more than 400 videos attract thousands of comments, and he also often gets emails from people who turn to Kevin with their welding and fabrication questions. He adds: "I do my best to help."

Here are the newest videos on [Channel Kevin](#) on YouTube and on [Kevin's Web site](#) since our last newsletter:

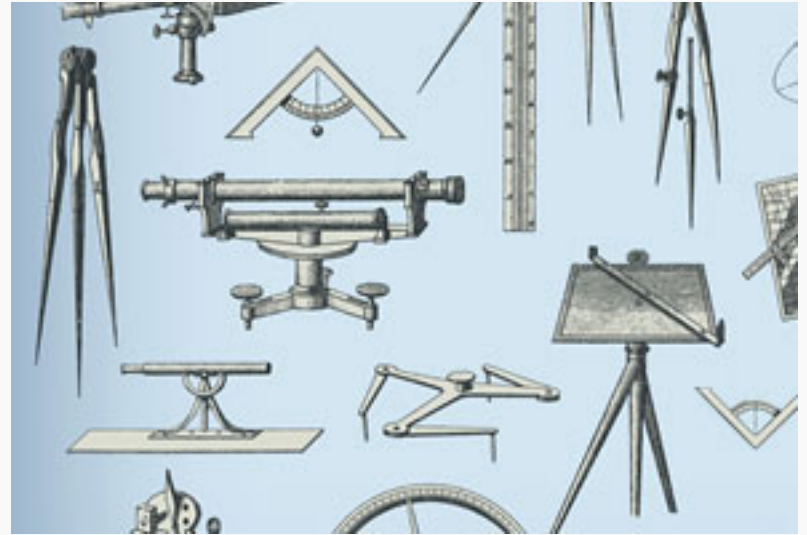
- ["How to Get a More Accurate Cut on Metal"](#)
- ["Plasma Cutting: What Could Possibly Go Wrong?!"](#)
- ["Shop Math: How to Convert Weight to Length the Old-Fashioned Way"](#)
- ["How to Prepare for Installation the Easy Way"](#)
- ["Torture Test: The AHP AlphaMIG 250 MIG Welder"](#)
- ["How to Plug Weld - and Why You'd Want To"](#)
- ["How to Use a 100-Year-Old Tumbler to Shine Metal"](#)
- ["How to Make Adjustable Legs"](#)

TODAY'S TIP:

HOW DO YOU DECIDE WHEN TO BUY A NEW TOOL?

"If I had my way, I'd need a whole 'nother building for all the tools I'd like to own. That isn't realistic, though, especially when it comes to budget and, oh yeah, that other building I'd need.

"Because I create for a living, though, getting new tools makes sense when it will save me time and money in the long run. So before I buy any tool that costs more than \$200, I run through a checklist:



1. How will I use this tool for this project?
2. How might I use it in the future?
3. Does it help me with any activities that I'm already doing but could do better?
4. If I buy it, is there anything else I need to have to use it?
5. Where can I store it safely?
6. Can I afford it?
7. What will it cost to maintain it?
8. Will the cost be offset by time or money savings?
9. Have I rented this tool three times or more?

"Often after I buy a tool I find myself using it for things I hadn't thought about before, but I'm always glad I have it."

ONE OF YOUR OWN?



A Paradise Valley, Arizona, patron recently commissioned a giant ocotillo made of railroad spikes for a planter by their front door where a real plant didn't survive.

Maybe it's *your* turn to own a Kevin Caron original. A sound, water or free-standing sculpture adds immeasurable joy and peace to your home or workplace or that of a special friend or family member.

If you'd like Kevin to create something special for you or a friend, just schedule a private consultation. Or if you live out of town, you can call or even send a photograph of the area where you want to place something special.

He looks forward to hearing from you at info@kevincaron.com or 602-952-8767.



Share



Tweet



+1



Share



Forward

For more frequent news, sights and sounds, keep an eye on Kevin's Web site at www.kevincaron.com - we update it often.

Or join him on [Facebook](#), [Twitter](#), [Instagram](#), [LinkedIn](#) or [Google+](#).

CONTACT US:

Kevin Caron - 5831 N. 46th Pl. - Phoenix AZ 85018-1236
602-952-8767 - info@kevincaron.com - www.kevincaron.com

"Inspired sculpture for public & private spaces"

[unsubscribe from this list](#) [update subscription preferences](#)

