



MUSEINGS - NEWS FROM KEVIN CARON

January 2020



While in Santa Fe, Kevin also visited [Meow Wolf](#), a controversial art experience. "I really wanted to see it," says Kevin, "especially because Meow Wolf is coming to Phoenix. It's definitely memorable! I can't wait to see what they do here."



STUDIO TOUR ATTRACTS CROWDS, SALES

The 2019 [Camelback Studio Tour](#) built on last year's success for Kevin and 2 new artists who joined him in his Camelback home studio. The show ran November 1 - 3.

Kevin was particularly excited to see the reaction to his new "deconstructed" 3D-printed sculptures. "This style is so new it was exciting to talk to people about their impressions of the work," says Kevin. "They really liked the subtle complexity of the forms."

Artists [Laura Mesirow](#) and [Jill Friedberg](#) were a great addition to the event since last year. Laura's distinctive beadwork and wire work with natural stones and Jill's fantasy-infused multimedia artworks added dimension to the event. "We made a great team!" says Kevin.

Many people from the local art scene attended as well as those who wanted to see Kevin's 8-foot-tall 3D printer running, especially after seeing him on television (see "In the News" below).

Several of Kevin's sculptures found new homes, including [Copperhead Ruby](#), [maquette](#) and [Twilight](#), as well as a big bug named [Georg](#). Says Kevin: "These events are always a wonderful mix of ideas, comments and commerce."

IN THE NEWS: TV AND PRINT AROUND

- Promotion for the Camelback Studio Tour resulted in 4 appearances on metro Phoenix TV stations. They included [Channel 3](#), [Channel 5](#), [Channel 7](#) and [Channel 10](#). The Channel 7 interview with [Brad Perry](#) was in the station's studio, while the other interviews took place at Kevin's home studio.
- [Jess Parsons](#) of Channel 3 and 5 arrived at Kevin's home studio before dawn and gave the gallery setup (above in "Studio Tour" article) a big "Wow!"
- On December 20, Kevin was interviewed by [Tom Trowbridge](#) of Santa Fe's [KSFR](#) radio station on his "Art Focused Friday" show.
- On the 3D-printing front, the December 2019 issue of [Modern Luxury Scottsdale](#) magazine featured Kevin's 3D-printed sculpture in the article "[Bold Prints](#)."
- [MyEMSSolutions.com](#), an electronics manufacturer, featured [Kevin's comments about the future of 3D printing](#) on its Website.



UNDER WAY IN THE STUDIO: ENDING AND BEGINNING

After 7 months of work, [Weeping Tree](#) (left), the 8-foot-tall kinetic sculpture has finally been planted in the horticultural and sculpture garden in New York for which it was

commissioned. "I'm deeply gratified that my patron feels it is worthy of an award," says Kevin. [See a larger photo of Weeping Tree](#) on its own page.

Recently completed is the sound sculpture [Sukoshi](#), a Japanese word that means "a little bit." "The title comes from my time in Japan, where I was stationed in the Navy," explains Kevin. [See Sukoshi](#) on its own page.

With the help of "studio elf" [Michael DiGiacomo](#), Kevin has now started on a [new sound sculpture](#). It doesn't have a title yet, but its unusual conformation will certainly lend something fitting soon. [Watch this new sound sculpture develop](#) on its own page.

Kevin is also now working on a new site-specific commission, [Chrysalis](#). Kevin designed it for a tall yet shallow hallway niche for a Phoenix, Arizona, home. Part of Kevin's [Flying Grid series](#), this sculpture will wind its way in and out of a curved wall. [Watch Chrysalis develop](#) on its own page.

In 3D printing ... Kevin continues to experiment with the [new technique](#) that creates a "deconstructed" look as light filters through translucent filaments. [Ruby](#), at 46" tall his largest sculpture yet in this style, now has its official photo as well as a close up, which you can [see on its own page](#).

[Flicker](#), another 3D-printed sculpture in this series, now has its official photo, too - [see Flicker](#) on its own page.


Perhaps most striking yet in the series is [Amethyst City](#). "This technique is opening a new world to me," says Kevin. "There are a lot of variables, and I'm having fun exploring them."

NEW IN 3D PRINTING: BACK TO THE FUTURE

The many hours of troubleshooting a puzzling problem ended well - just in time for the [Camelback Studio Tour](#). "With all of Gigante.

You can read past posts, too, and subscribe to get the latest blog posts when you visit "[A Sculptor's Take on 3D Printing](#)."

Kevin's blog about his experiences with this evolving technology.




NEW VIDEOS ON CHANNEL KEVIN

Kevin's newest videos reflect the diversity of his world:

- "[How to Hang Heavy Items From a Pin](#)"
- "[How to Set Up a Water-cooled TIG Torch](#)"
- "[How to Use a Spool Gun to Weld Aluminum](#)"
- "[Can You Clean Up a 3D Print With a Laser?](#)"
- "[Is This Simple Problem Screwing Up Your Welds?](#)"

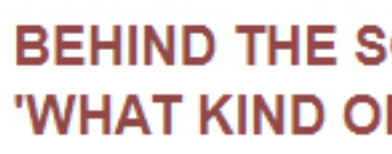
Kevin's more than 550 videos have had more than 19.8 million views. [Join his more than 72,400 subscribers](#) to see the latest or visit his [Website](#), where there are videos and art, too.



SPECIAL OFFERS AND OPPORTUNITIES!

If you enjoy Kevin's free videos or just want to support his work, [visit Patreon](#) to see how you can sponsor him - and get some cool Kevin Caron swag, too!

You can also [buy your own Kevin Caron T-shirts, caps, stickers, mugs, etc.](#) on his Zazzle page - [check it out!](#)



BEHIND THE SCENES: 'WHAT KIND OF METAL DO YOU USE MOST?'

"When I began working in metal, my first choice was always steel.

"The biggest reason? Cost. Steel was considerably cheaper than aluminum.

"Things have changed, though. Aluminum is now cheaper than steel! Not a lot, but enough that, with its other advantages, I tend to specify aluminum for a project if possible.

"Aluminum is so much lighter. That makes it is more cost-effective to ship and easier to handle during both fabrication and installation.

"I can also TIG weld aluminum, which is my favorite welding process. It's so much quieter, cleaner and prettier, at least when you do it right.


"On the other hand, aluminum is a little harder to weld - it gets to a melting point in a flash - but that's just part of the challenge.

"If the economics shift again I might go back to working primarily in steel, but right now, aluminum is always my choice, if possible."

Ask Kevin your own questions. Just email them to [info@kevincaron.com](#).

- June 5 - September 16 (Friday - Wednesday), Tempe, Arizona** - "[CurioCITY: Eye for Color](#)" at the [Tempe Post Office Gallery](#), part of the City of Tempe Galleries at 500 S. Mill Ave. [Adzuki](#) (above, right) is one of several of Kevin's 3D-printed sculptures featured in the exhibit.

For more information about these and any upcoming events as well as maps, visit the Website [Events page](#).



ENJOY YOUR OWN KEVIN CARON SCULPTURE

A commission for a tall yet shallow hallway niche, [Chrysalis](#) - shown here suspended on springs - is coming together

Maybe it's your turn to own a Kevin Caron original. A sound, water or free-standing sculpture adds immeasurable joy and peace to your home or workplace - or that of a special friend or family member.

Kevin is glad to create something special for you or a friend; just schedule a private consultation. If you live out of town, simply call or send a photo of the area where you want to see something special. He also has sculpture currently available. [Contact him](#) to find out more. Kevin looks forward to hearing from you at [info@kevincaron.com](#) or 602-952-8767.

INTERACT WITH KEVIN AND SEE HIS LATEST SCULPTURES AND NEWS!

[Facebook](#) [Instagram](#) [Twitter](#) [Pinterest](#)

KEVIN CARON STUDIOS, L.L.C.

5831 N 46th Pl, Phoenix AZ US

[info@kevincaron.com](#) [www.kevincaron.com](#)

602-952-8767

f SHARE

t TWEET

> FORWARD

mailerlite